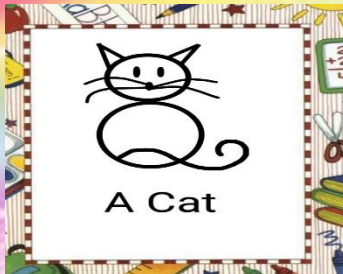







UNIT - 1	SUBJECT	ACTIVITY
MONTH  APRIL	<p><b>ENGLISH</b></p> <p><b>ENGLISH READING</b></p> <ul style="list-style-type: none"> <li>• Introduction of Letter Sounds (Pg No 2 - 7)</li> <li>• Vowels and Consonants (Pg No 8 - 11)</li> </ul> <p><b>ENGLISH WRITTEN</b></p> <ul style="list-style-type: none"> <li>• Sound of Vowel 'a' ( Name the picture , Matching ) (Pg No 12 - 15)</li> </ul> <p><b>ENGLISH ORAL -</b></p> <ul style="list-style-type: none"> <li>• Rhyme - Prayer ( Pg No 2 )</li> <li>• Sound of Vowel 'a' (Pg no 16)</li> </ul> <p><b>MATHS</b></p> <p><b>MATHS WRITTEN</b></p> <ul style="list-style-type: none"> <li>• Comparison</li> <li>• Serial Counting (1-70)</li> <li>• Back Counting (20-1)</li> </ul> <p><b>HUNNY BUNNY BOOK</b></p> <ul style="list-style-type: none"> <li>• Pg (2-23) COMPARISON</li> <li>• Pg (. 29) JOIN THE DOTS</li> </ul> <p><b>MATHS ORAL</b></p> <ul style="list-style-type: none"> <li>• SERIAL COUNTING (1-70)</li> </ul>	<p><b>Vowels Activity</b> (Draw a picture of hand and write Vowels.)</p>  <p>Picture pasting of 'a' Vowel sound words.</p> <p><b>COUNT AND COMPARE</b></p> 
	<p><b>HINDI</b></p> <p><b>HINDI READING</b></p> <p>शब्द सुमन ( 3-20)</p> <p><b>HINDI WRITTEN</b></p> <ul style="list-style-type: none"> <li>•वर्णमाला</li> <li>•स्वर</li> <li>•शब्द जोड़</li> <li>•मिलान करो</li> </ul> <p><b>HINDI ORAL -</b></p> <ul style="list-style-type: none"> <li>• Rhyme - आओ बच्चों पेड़ लगाओ (18)</li> <li>• वर्ण और स्वर की पहचान</li> </ul>	<p>मैं कौन हूँ (Guess the Letter)</p> 

UNIT - 1	SUBJECT	ACTIVITY
<p>MONTH</p> <p>APRIL</p>	<p><b>EVS</b></p> <p><b>Picture Book ( Page No : 4 – 10)</b></p> <ol style="list-style-type: none"> <li>Domestic and Pet Animals</li> <li>Wild Animals</li> <li>Reptiles</li> </ol> <p><b>CONVERSATION</b></p> <p><b>Topic : My Family</b></p> <p>Q1. What is your name? Ans. My name is ____.</p> <p>Q2. How many members are there in your family? Ans. There are ____ members in my family.</p> <p>Q3. What is your father's name? Ans. My father's name is ____.</p> <p>Q4. What is your mother's name? Ans. My mother's name is ____.</p> <p>Q5. Do you love your family? Ans. Yes, I love my family.</p> <p><b>ART &amp; CRAFT</b></p> <p><b>Art Creations ( Page No : 3 – 6 )</b></p> <p><b>Creative Art Topics for Sketch Book</b></p> <div data-bbox="365 1760 603 1798">❖ A CAT</div> <div data-bbox="738 1693 1082 1966">  </div>	<p>Creating a Zoo by Displaying various animal types using soft toys</p> <div data-bbox="1262 479 1485 694">  </div> <p>Family Tree</p> <div data-bbox="1262 1025 1497 1328">  </div>



UNIT - 1	SUBJECT	ACTIVITY
MONTH  MAY	<p><b>ENGLISH</b></p> <p><b>ENGLISH WRITTEN</b></p> <ul style="list-style-type: none"> <li>• Sound of Vowel ' a ' (Match the Rhyming words , Circle the correct word , Dictation ) ( Pg No 18 - 19 )</li> </ul> <p><b>ENGLISH ORAL -</b></p> <ul style="list-style-type: none"> <li>• Rhyme - Prayer ( Pg No 2 )</li> <li>• Sound of Vowel ' a ' ( Pg no 16 )</li> </ul>	<p><b>"Awesome A – Sound Walk."</b></p> 
	<p><b>MATHS</b></p> <p><b>MATHS WRITTEN</b></p> <ul style="list-style-type: none"> <li>• What Comes After, Before, Between (1-20)</li> <li>• Table Of 10</li> <li>• Patterns</li> <li>• Number Names 1 To 10</li> </ul> <p><b>HUNNY BUNNY BOOK</b></p> <ul style="list-style-type: none"> <li>• Pg (32) After, Before, Between</li> <li>• Pg (86-89) Patterns</li> </ul> <p><b>MATHS ORAL</b></p> <ul style="list-style-type: none"> <li>• Table of 10</li> </ul>	<p><b>A SPOON FULL OF LEARNING PLAY WITH PATTERNS</b></p> 
	<p><b>HINDI</b></p> <p><b>HINDI READING</b></p> <p>शब्द सुमन ( 21-30)</p> <p><b>HINDI WRITTEN</b></p> <ul style="list-style-type: none"> <li>• दो अक्षर से बने शब्द</li> <li>• सही शब्द पर गोला लगाओ</li> <li>• चित्र लेखन</li> <li>• श्रुतलेख</li> </ul>	<p><b>अक्षरो का मेल</b></p> 
	<p><b>HINDI RHYME</b> - Rhyme - रेल (19)</p> <p>दो अक्षर वाले शब्द</p>	




UNIT - 1	SUBJECT	ACTIVITY
MONTH  MAY	<p><b>EVS</b></p> <p><b>Picture Book ( Page No : 11 - 19 )</b></p> <p>4. Aquatic Animals 5. Insects 6. Birds</p> <p><b>CONVERSATION</b></p> <p><b>Topic : Body Parts</b></p> <p>Q1. Name 5 sense organs? Ans. Eyes, ears, nose, tongue, skin.</p> <p>Q2. What do you do with your eyes? Ans. I see with my eyes.</p> <p>Q3. What do you do with your nose? Ans. I smell with my nose.</p> <p>Q4. What do you do with your tongue? Ans. I taste with my tongue.</p> <p>Q5. What do you do with your ears? Ans. I hear with my ears.</p> <p>Q6. What do you do with your legs? Ans. I walk with my legs.</p> <p>Q7. What do you do with your hands? Ans. I write, eat, and play with my hands.</p> <p><b>ART &amp; CRAFT</b></p> <p><b>Art Creations ( Page No: 7 - 10 )</b></p> <p><b>Creative Art Topics for Sketch Book</b></p> <div data-bbox="363 1749 542 1794">❖ A HUT</div> 	<p><b>Craft work with leaves</b></p>  <p><b>Pick and Paste Pictures on Flash card of sense organs</b></p> 








UNIT - 2	SUBJECT	ACTIVITY
MONTH  JULY	<b>ENGLISH</b>  <b>ENGLISH READING</b> <ul style="list-style-type: none"> <li>• Introduction of Sound of Vowel 'e' (Pg No 20 - 22)</li> <li>• Introduction of Sound of Vowel 'i' (Pg No 28 - 30)</li> </ul> <b>ENGLISH WRITTEN</b> <ul style="list-style-type: none"> <li>• Sound of Vowels 'e' , 'i' ( Name the picture ) (Pg No 23 , 31)</li> </ul> <b>ENGLISH ORAL -</b> <ul style="list-style-type: none"> <li>• Rhyme - Snowman (Pg No 12)</li> <li>• Sound of Vowels 'e' , 'i' (Pg No 24 , 32)</li> </ul> <b>MATHS</b>  <b>MATHS WRITTEN</b> <ul style="list-style-type: none"> <li>• Serial Counting 1 To 100</li> <li>• Back Counting 30 To 1</li> <li>• Ordinal Number 1 To 10</li> </ul> <b>HUNNY BUNNY BOOK</b> <ul style="list-style-type: none"> <li>• Pg (30-31) Ordinal Number</li> <li>• Pg (27) Back Counting</li> </ul> <b>MATHS ORAL</b> <ul style="list-style-type: none"> <li>• Ordinal Numbers ( 1 - 10 ) ( Find The Position Of The Objects )</li> </ul> <b>HINDI</b>  <b>HINDI READING</b> शब्द सुमन ( 31-38)  <b>HINDI WRITTEN</b> तीन अक्षर से बने शब्द <ul style="list-style-type: none"> <li>• शब्द जोड़</li> <li>• चित्र लेखन</li> <li>• मिलान करो</li> </ul> <b>HINDI ORAL</b> - Rhyme - चिड़िया के बच्चे ( 21 )  तीन अक्षर से बने शब्द	Picture pasting of 'e' , 'i' Vowels sound words.    <b>ORDINAL BUZZ, FIZZ</b>    <b>शब्द खोज पहेली</b>  



UNIT - 2	SUBJECT	ACTIVITY
MONTH JULY	<b>EVS</b> <b>Picture Book ( Page No : 20 – 26 )</b> 7. Fruits 8. Dry Fruits 9. Vegetables 10. Flowers  <b>CONVERSATION</b> <b>Topic : My School</b> Q1. What is the name of your school? Ans. The name of my school is BCM. Q2. Where is your school? Ans. My school is in Ludhiana city. Q3. In which class do you study? Ans. I study in UKG. Q4. What is the name of your class teacher? Ans. My class teacher's name is ____. Q5. What is the name of our coordinator? Ans. Ms. Pooja Bala is our coordinator. Q6. What is the name of our principal? Ans. Mrs. Nidhi Jain is our principal.  <b>ART &amp; CRAFT</b> <b>Art Creations ( Page No: 11 – 14 )</b> <b>Creative Art Topics for Sketch Book</b>  ❖ A Boat	<b>Vegetable Stamping</b>  Paste pictures of different flowers in scrap book.   <b>Speaking Skills</b> (My School, My Pride) 




UNIT - 2	SUBJECT	ACTIVITY
MONTH AUGUST	<p><b>ENGLISH</b></p> <p><b>ENGLISH READING</b></p> <ul style="list-style-type: none"> <li>Sound words of 'e', 'i'</li> </ul> <p><b>ENGLISH WRITTEN</b></p> <ul style="list-style-type: none"> <li>Sound of Vowels 'e', 'i' (Match the Rhyming words , Circle the correct word , Dictation , Matching) (Pg No 26 , 27 , 34 , 35)</li> </ul> <p><b>ENGLISH ORAL -</b></p> <ul style="list-style-type: none"> <li>Rhyme - Got my Toothpaste (Pg No 8)</li> <li>Sound of Vowels 'e', 'i' (Pg No 25 , 33)</li> </ul> <p><b>MATHS</b></p> <p><b>MATHS WRITTEN</b></p> <ul style="list-style-type: none"> <li>What Comes After/ Before/ Between (1-30)</li> <li>Number Names (1-15)</li> <li>Equal, Unequal</li> </ul> <p><b>HUNNY BUNNY BOOK</b></p> <ul style="list-style-type: none"> <li>Pg (40-42) UNEQUAL AND EQUAL</li> </ul> <p><b>MATHS ORAL</b></p> <ul style="list-style-type: none"> <li>SERIAL COUNTING ( 1 - 100 )</li> </ul>	<p>"Piece by Piece: Square Release."</p>  <p>EXPLORE THE CONCEPT EQUAL UNEQUAL PARTS WITH REAL OBJECTS</p> 
	<p><b>HINDI</b></p> <p><b>HINDI READING</b></p> <p>शब्द सुमन ( 31-38)</p> <p><b>HINDI WRITTEN</b> - चार अक्षर वाले शब्द</p> <ul style="list-style-type: none"> <li>शब्द जोड़</li> <li>मिलान करो</li> <li>चित्र लेखन</li> </ul> <p><b>HINDI ORAL -</b></p> <ul style="list-style-type: none"> <li>Rhyme - बब्बू डब्बू (22)</li> <li>चार अक्षर वाले शब्द</li> </ul>	<p>दो शब्दों को जोड़ कर चार अक्षर वाले शब्द बनाए।</p> 



UNIT - 2	SUBJECT	ACTIVITY
<p>MONTH AUGUST</p>	<p><b>EVS</b></p> <p><b>Picture Book ( Page No : 27 – 31 )</b></p> <p>11. Food and Beverages 12. Vegetarian Food 13. Non-Vegetarian Food</p> <p><b>CONVERSATION</b></p> <p><b>Topic : National Symbols</b></p> <p>Q1. Which is our national fruit? Ans: Mango is our national fruit.</p> <p>Q2. Which is our national flower? Ans: Lotus is our national flower.</p> <p>Q3. Which is our national bird? Ans: Peacock is our national bird.</p> <p>Q4. What is the name of our National Flag? Ans: Our National Flag is Tiranga.</p> <p>Q5. Who is the Father of our Nation? Ans: Mahatma Gandhi.</p> <p>Q6. What is the name of our National Anthem? Ans: Jana Gana Mana.</p> <p>Q7. Which is our National Animal? Ans: Tiger is our National Animal.</p> <p><b>ART &amp; CRAFT</b></p> <p><b>Art Creations ( Page No: 15 – 18 )</b></p> <p><b>Creative Art Topics for Sketch Book</b></p> <div data-bbox="411 1787 691 1832">❖ National Flag</div> 	<p>Healthy and Unhealthy food.</p>  <p><b>Show and Tell</b></p> 

UNIT - 2	SUBJECT	ACTIVITY
MONTH SEPTEMBER	<b>ENGLISH</b>  <b>ENGLISH READING</b> <ul style="list-style-type: none"> <li>Sound words of 'e', 'i'</li> </ul> <b>ENGLISH WRITTEN</b> <ul style="list-style-type: none"> <li>This/That (hunny bunny) (Pg No 106 - 107)</li> </ul> <b>ENGLISH ORAL -</b> <ul style="list-style-type: none"> <li>Rhyme - Snowman , Got my toothpaste (Pg No 8 , 12)</li> <li>Sound of Vowels 'e' , 'i' (Pg No - 24, 25 , 32, 33 )</li> </ul>	<b>This / That Flashcards FUN</b>  
	<b>MATHS</b>  <b>MATHS WRITTEN</b> <ul style="list-style-type: none"> <li>Table Of 5 , 10</li> <li>Asending Order (1-50)</li> </ul> <b>HUNNY BUNNY BOOK</b> <ul style="list-style-type: none"> <li>Pg(41-47) Ascending Order</li> </ul> <b>MATHS ORAL</b> <ul style="list-style-type: none"> <li>Table of 5 and 10</li> </ul>	<b>Small to Big Number Race</b>  
	<b>HINDI</b>  <b>HINDI READING</b> शब्द सुमन ( 39-47)	<b>शब्द और चित्र का मेल</b>  
	<b>HINDI WRITTEN</b> - तीन , चार अक्षर वाले शब्द <ul style="list-style-type: none"> <li>सही शब्द पर गोला लगाओ</li> <li>श्रुतलेख</li> </ul>	
	<b>HINDI ORAL -</b> <ul style="list-style-type: none"> <li>तीन ,चार अक्षर वाले शब्द</li> </ul>	



UNIT - 2	SUBJECT	ACTIVITY
MONTH SEPTEMBER	<b>EVS</b> <b>Picture Book ( Page No : 32 - 33 )</b> 14. Clothes for Men 15. Clothes for Women  <b>CONVERSATION</b> <b>Topic : Our Helpers</b> Q1. Who stitches our clothes? Ans: Tailor stitches our clothes. Q2. Who catches the thieves? Ans: Policeman catches the thieves. Q3. Who mends our shoes? Ans: Cobbler mends our shoes. Q4. Who teaches us? Ans: Teacher teaches us. Q5. Who treats the sick person? Ans: Doctor treats the sick person.  <b>ART &amp; CRAFT</b> <b>Art Creations ( Page No: 19 - 21 )</b> <b>Creative Art Topics for Sketch Book</b>  ❖ A CAR	Traditional Attire Ramp Walk ( Present different costumes of Indian states )   <b>ROLE PLAY</b> <b>COMMUNITY HELPERS</b> 
		


**Final Assessment UNIT- 2 ( JULY to September Syllabus will be assessed )**

UNIT - 3	SUBJECT	ACTIVITY
MONTH OCTOBER	<b>ENGLISH</b>  <b>ENGLISH READING</b> <ul style="list-style-type: none"> <li>'o' (Pg No 36 - 38) Introduction of Sound of Vowel</li> </ul> <b>ENGLISH WRITTEN</b> <ul style="list-style-type: none"> <li>Sound of Vowel 'o' ( Name the picture , Matching ) (Pg No 39)</li> </ul> <b>ENGLISH ORAL -</b> <ul style="list-style-type: none"> <li>Rhyme - Three yellow mangoes ( Pg No 13)</li> </ul>	Picture pasting of 'o' Vowel sound words           • BACK JUMPING • BINGO
	<b>MATHS</b>  <b>MATHS WRITTEN</b> <ul style="list-style-type: none"> <li>Serial Counting (1-130)</li> <li>Back Counting (40-1)</li> <li>What Comes After /Before /Between.(1-50)</li> </ul> <b>MATHS ORAL</b> <ul style="list-style-type: none"> <li>SERIAL COUNTING (1-130)</li> </ul>	
	<b>HINDI</b>  <b>HINDI READING</b> शब्द सुमन ( 48-49)	• चित्र आधारित वाक्य निर्माण
	<b>HINDI WRITTEN</b> - तीन , चार अक्षर वाले शब्द <ul style="list-style-type: none"> <li>वाक्य रचना</li> <li>मिलान करो</li> <li>शब्द जोड़</li> </ul>	
	<b>HINDI ORAL</b> - Rhyme - नौकर चार ( 23 )	






UNIT - 3	SUBJECT	ACTIVITY
<p>MONTH</p> <p>OCTOBER</p>	<p><b>EVS</b></p> <p><b>Picture Book ( Page No : 34- 37 )</b></p> <p>16. Things in Bedroom 17. Things in Guest Room 18. Things in Bathroom 19. Things in Kitchen</p> <p><b>CONVERSATION</b></p> <p><b>Topic : Transport and Communication</b></p> <p>Q1. Name five land transport. A1. Car, rickshaw, bicycle, bus, train.</p> <p>Q2. Name two water transport. A2. Ship and boat.</p> <p>Q3. Name two air transport. A3. Airplane and helicopter.</p> <p>Q4. Where does a train run? A4. Train runs on the track.</p> <p>Q5. How does a ship sail? A5. Ship sails in water.</p> <p><b>ART &amp; CRAFT</b></p> <p><b>Art Creations ( Page No: 22 - 25 )</b></p> <p><b>Creative Art Topics for Sketch Book</b></p> <div data-bbox="400 1854 697 1892">❖ FISH WORLD</div> 	<p>Students will match Flash Cards of things (used in different rooms ) with their names</p> <p>Showcase Time</p>  <p><b>MEANS OF TRANSPORT</b></p>  




UNIT - 3	SUBJECT	ACTIVITY								
MONTH NOVEMBER	<b>ENGLISH</b>  <b>ENGLISH READING</b> <ul style="list-style-type: none"><li>• Sound words of 'o'</li></ul> <b>ENGLISH WRITTEN</b> ' o ' ( Match the Rhyming words , Circle the correct word , Dictation ) ( Pg No 42 - 43) <b>ENGLISH ORAL -</b> <ul style="list-style-type: none"><li>• Rhyme - Teddy Bear(Pg No 14)</li><li>• Sound of Vowel ' o ' (Pg No 41)</li></ul> <b>MATHS</b>  <b>Maths written</b> <ul style="list-style-type: none"><li>• Biggest/Smallest</li><li>• Shapes</li><li>• Addition ( Single Digit)</li></ul> <b>HUNNY BUNNY BOOK</b> <ul style="list-style-type: none"><li>• Pg(36-39) Biggest/Smallest</li><li>• Pg (51,57-59) Addition</li><li>• Pg(93-96) Shapes</li></ul> <b>MATHS ORAL</b> <ul style="list-style-type: none"><li>• SERIAL COUNTING (1-130)</li></ul> <b>HINDI</b>  <b>HINDI READING</b> <p>शब्द सुमन ( 50-53)</p> <b>HINDI WRITTEN</b> <ul style="list-style-type: none"><li>• दो, तीन,चार अक्षर वाले शब्द</li><li>•सही शब्द पर गोला लगाओ</li></ul> <b>HINDI ORAL -</b> <ul style="list-style-type: none"><li>• Rhyme - मदारी आया (24)</li></ul>	<p>“Word Waves.”</p> <p>Join and make words:-</p> <table><tr><td>C+at =</td><td>B+all =</td></tr><tr><td>B+at =</td><td>Fa+n =</td></tr><tr><td>R+at =</td><td>Do+g =</td></tr><tr><td>P+en =</td><td>E+gg =</td></tr></table> <p>Happy Hands Addition</p>  <ul style="list-style-type: none"><li>• अक्षरो को जोड़ कर चार शब्द बनाए।</li></ul> 	C+at =	B+all =	B+at =	Fa+n =	R+at =	Do+g =	P+en =	E+gg =
	C+at =	B+all =								
	B+at =	Fa+n =								
	R+at =	Do+g =								
	P+en =	E+gg =								






UNIT - 3	SUBJECT	ACTIVITY
<p>MONTH NOVEMBER</p>	<p><b>EVS</b></p> <p><b>Picture Book ( Page No : 38- 41 )</b></p> <p>20. Tools 21. Parts of Our Body 22. Shapes</p> <p><b>CONVERSATION</b></p> <p><b>Topic : Fruits and Vegetables</b></p> <p>Q1. Name any five juicy fruits. Ans. Orange, watermelon, litchi, grapes, apple.</p> <p>Q2. Name any five green vegetables. Ans. Lady finger, spinach, coriander, cucumber, capsicum.</p> <p>Q3. Which fruit is called The King of Fruits? Ans. Mango is called The King of Fruits.</p> <p>Q4. Which vegetable is called The King of Vegetables? Ans. Brinjal is called The King of Vegetables.</p> <p>Q5. Why should we eat fruits and vegetables? Ans. Fruits and vegetables make us strong &amp; healthy.</p> <p><b>ART &amp; CRAFT</b></p> <p><b>Art Creations ( Page No: 26 - 29 )</b></p> <p><b>Creative Art Topics for Sketch Book</b></p> <p>❖ DIWALI SCENE</p>	<p><b>Clay Play Fun</b></p>  <p><b>Fun with Sorting Fruits and Vegetables in baskets</b></p>  



UNIT - 3	SUBJECT	ACTIVITY
MONTH DECEMBER	<b>ENGLISH</b> <b>ENGLISH READING</b> <ul style="list-style-type: none"> <li>Sound words of 'o'</li> </ul> <b>ENGLISH WRITTEN</b> <ul style="list-style-type: none"> <li>One/Many (hunny bunny) (Pg No 112)</li> </ul> <b>ENGLISH ORAL -</b> <ul style="list-style-type: none"> <li>Rhyme - Three yellow mangoes, Teddy Bear (Pg No 13, 14)</li> <li>Sound of Vowel 'o' (Pg No 41)</li> </ul> <b>MATHS</b> <b>MATHS WRITTEN</b> <ul style="list-style-type: none"> <li>Tables Of 2, 5, 10</li> <li>Recapitulation Of Topics Covered In October And November</li> </ul> <b>MATHS ORAL</b> <ul style="list-style-type: none"> <li>SERIAL COUNTING (1-130)</li> <li>TABLES OF 2, 5, 10</li> </ul> <b>HINDI</b> <b>HINDI READING</b> शब्द सुमन (48-50) <b>HINDI WRITTEN</b> <ul style="list-style-type: none"> <li>Recapitulation of all topics covered in October and November</li> </ul> <b>HINDI ORAL -</b> <ul style="list-style-type: none"> <li>Rhymes - नौकर चार (23), मदारी आया (24)</li> <li>दो तीन और चार शब्दों से बने वाक्य (48-50)</li> </ul>	Sentence Builder Fun Speaking Skills (Sentence framing with the help of given object)  COUNT AND JUMP BY 2's, 5's, 10's 









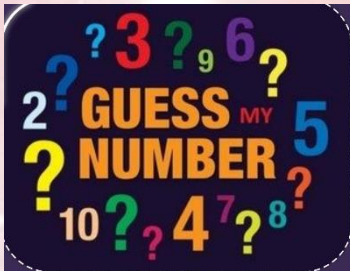
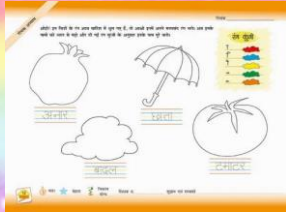
UNIT - 3	SUBJECT	ACTIVITY
<p>MONTH DECEMBER</p>	<p><b>EVS</b></p> <p><b>Picture Book ( Page No : 38- 41 )</b></p> <p>20. Tools 21. Parts of Our Body 22. Shapes</p> <p><b>CONVERSATION</b></p> <p><b>Topic : SEASONS</b></p> <p>Q1) Name two fruits that we eat in summer season. A1) Mango, Watermelon.</p> <p>Q2) Name two fruits that we eat in Winter season. A2) Orange, Grapes</p> <p>Q3) Name two things that we use in Rainy season. A3) Raincoat, Umbrella.</p> <p>Q4) In which season do we wear cotton clothes? A4) Summer season.</p> <p>Q5) In which season do we use bonfire? A5) Winter season.</p> <p><b>ART &amp; CRAFT</b></p> <p><b>Art Creations ( Page No: 30 - 32 )</b></p> <p><b>Creative Art Topics for Sketch Book</b></p> <p>❖ A Christmas Tree</p> 	<p><b>Guess And Match The Flashcards</b></p>  <p><b>Taste The Season</b></p> <p><b>Juicy Fruits Party</b></p> 

**Final Assessment UNIT- 3 (October to December Syllabus will be assessed )**

UNIT - 1	SUBJECT	ACTIVITY
MONTH  JANUARY	<p><b>ENGLISH</b></p> <p><b>ENGLISH READING</b></p> <ul style="list-style-type: none"> <li>• Introduction of Sound of Vowel 'u' (Pg No 44 - 46)</li> </ul> <p><b>ENGLISH WRITTEN</b></p> <ul style="list-style-type: none"> <li>• Sound of Vowels 'u' (Match the Rhyming words , Dictation , Matching , Name the picture) (Pg No 47, 50 , 51)</li> <li>• My Self (Hunny bunny) (Pg No 103)</li> </ul> <p><b>ENGLISH ORAL -</b></p> <ul style="list-style-type: none"> <li>• Rhyme - Traffic lights (Pg No 15)</li> <li>• Sound of Vowel 'u' (Pg No 48 , 49 )</li> </ul> <p><b>MATHS</b></p> <p><b>MATHS WRITTEN</b></p> <ul style="list-style-type: none"> <li>• SERIAL COUNTING (1-150)</li> <li>• BACK COUNTING (50-1)</li> <li>• WHAT COMES AFTER/BEFORE/BETWEEN (1-80)</li> <li>• NUMBER NAMES (1-20)</li> </ul> <p><b>MATHS ORAL</b></p> <ul style="list-style-type: none"> <li>• SERIAL COUNTING (1-150)</li> </ul> <p><b>HINDI</b></p> <p><b>HINDI READING</b></p> <p>शब्द सुमन ( 48-50)</p> <p><b>HINDI WRITTEN</b></p> <p>दो, तीन, चार अक्षर वाले शब्द</p> <ul style="list-style-type: none"> <li>• शब्द जोड़</li> <li>• मिलान करो</li> </ul> <p><b>HINDI ORAL -</b></p> <ul style="list-style-type: none"> <li>• Rhymes - सरकस का जोकर ( 26 )</li> </ul>	<p>Find The Hidden 'u' Sound Word And Spell The Name</p> <p>Number Name Game</p>  <p>• समूह गतिविधि (दिए गए शब्दों से कहानी बनाएं)</p> 





UNIT - 1	SUBJECT	ACTIVITY
<p>MONTH JANUARY</p>	<p><b>EVS</b></p> <p><b>Picture Book ( Page No : 42- 45 )</b></p> <p>23. Colours</p> <p>24. Actions</p> <p><b>CONVERSATION</b></p> <p><b>Topic : MY COUNTRY</b></p> <p>Q1. In which country do you live? Ans. I live in India.</p> <p>Q2. In which state do you live? Ans. I live in Punjab state.</p> <p>Q3. In which city do you live? Ans. I live in Ludhiana city.</p> <p>Q4. Who is the Prime Minister of India? Ans. Mr. Narendra Modi.</p> <p>Q5. Who is the President of India? Ans. Ms. Draupadi Murmu.</p> <p>Q6. Who is the Chief Minister of Punjab? Ans. Mr. Bhagwant Mann.</p> <p><b>ART &amp; CRAFT</b></p> <p><b>Art Creations ( Page No: 33- 35 )</b></p> <p><b>Creative Art Topics for Sketch Book</b></p> <p>❖ A POT</p> 	<p><b>Fun Game With ACTIONS</b></p>  <p><b>Showing Flash Cards</b></p>   



UNIT - 1	SUBJECT	ACTIVITY
MONTH FEBRUARY	<p><b>ENGLISH</b></p> <p><b>ENGLISH READING</b></p> <ul style="list-style-type: none"> <li>• Introduction of Sound of 'sh', 'ch' 'ee' , 'oo' , 'll' (Pg No 54 - 55)</li> </ul> <p><b>ENGLISH WRITTEN</b></p> <ul style="list-style-type: none"> <li>• Sound of 'ee' , 'oo' , 'll' (Circle the correct word)</li> <li>• Sound of 'sh', 'ch' (hunny bunny) (Pg No 98 - 102)</li> </ul> <p><b>ENGLISH ORAL -</b></p> <ul style="list-style-type: none"> <li>• Rhyming words (Pg No 52, 53)</li> <li>• Myself</li> </ul> <p><b>MATHS</b></p> <p><b>MATHS WRITTEN</b></p> <ul style="list-style-type: none"> <li>• Descending Order (1-50)</li> <li>• Missing Numbers (1-150)</li> <li>• Subtract (Single Digit)</li> <li>• Tables Of 3</li> </ul> <p><b>MATHS ORAL</b></p> <ul style="list-style-type: none"> <li>• TABLES (2, 5, 3, 10)</li> </ul> <p><b>HINDI</b></p> <p><b>HINDI READING</b></p> <p>शब्द सुमन (48-50), अ, आ मात्रा ( Words and Sentences )</p> <p><b>HINDI WRITTEN</b></p> <ul style="list-style-type: none"> <li>• T की मात्रा परिचय</li> <li>• चित्र लेखन (अ, आ मात्रा )</li> <li>• सही शब्द पर गोला लगाओ (अ, आ मात्रा )</li> </ul> <p><b>HINDI ORAL -</b></p> <ul style="list-style-type: none"> <li>• Rhymes - लाल बत्ती (29)</li> </ul>	<p>Say High five to Sound Words</p>  <p><b>GUESS THE NUMBER USING FLASH CARDS</b></p>  <ul style="list-style-type: none"> <li>• पहचानो और रंग भरो (T मात्रा वाले शब्द)</li> </ul> 



UNIT - 1	SUBJECT	ACTIVITY
<div data-bbox="103 969 316 1104"> MONTH FEBRUARY </div>	<div data-bbox="343 172 817 383"> <p><b>EVS</b></p> <p><b>Picture Book ( Page No : 46- 48 )</b></p> <p>25. Music Instruments</p> <p>26. Means of Transport</p> </div> <div data-bbox="343 575 908 1247"> <p><b>CONVERSATION</b></p> <p><b>Topic : FESTIVSLS</b></p> <p>Q1. Why do we celebrate festivals?</p> <p>Ans- To spread happiness .</p> <p>Q2. Name the festival of colours.</p> <p>Ans- Holi</p> <p>Q3. Name the festival of lights .</p> <p>Ans- Diwali</p> <p>Q4. When do we celebrate Christmas?</p> <p>Ans- On 25th December</p> <p>Q5. Who brings gifts for children on Christmas?</p> <p>Ans- Santa Claus.</p> </div> <div data-bbox="343 1267 873 1536"> <p><b>ART &amp; CRAFT</b></p> <p><b>Art Creations ( Page No: 36- 38 )</b></p> <p><b>Creative Art Topics for Sketch Book</b></p> <p>❖ A KITE FLYING SCENE</p> </div> <div data-bbox="456 1565 971 1834">  </div>	<div data-bbox="1227 210 1410 286"> <p><b>Meet the Instruments</b></p> </div> <div data-bbox="1219 286 1481 490">  </div> <div data-bbox="1227 633 1437 710"> <p><b>Tinny Hands , Pretty Wraps</b></p> </div> <div data-bbox="1227 739 1481 1057">  </div>

UNIT - 1	SUBJECT	ACTIVITY
MONTH MARCH	<b>ENGLISH</b>  <b>ENGLISH READING</b> <ul style="list-style-type: none"> <li>Reading of 'u' Sound Words (Pg No 48, 49)</li> </ul> <b>ENGLISH WRITTEN</b> <ul style="list-style-type: none"> <li>in/on (Hunny bunny) (Pg No 104 -105)</li> <li>These/Those (Hunny bunny) (Pg No 108 - 109)</li> </ul> <b>ENGLISH ORAL -</b> Rhyme - Good Night (Pg No 16)	Close and Far Objects Fun  
	<b>MATHS</b>  <b>MATHS WRITTEN</b> Hunny Bunny Book <ul style="list-style-type: none"> <li>Pg (62,63) Subtraction</li> <li>(48-50) Missing Numbers</li> </ul> <b>Maths Oral</b> <ul style="list-style-type: none"> <li>Serial Counting (1-150)</li> <li>Tables (2,5,3,10)</li> </ul> <b>HINDI</b>  <b>HINDI READING</b> शब्द सुमन ( 48-50)  <b>HINDI WRITTEN</b> दो, तीन, चार अक्षर वाले शब्द , आ मात्रा •श्रुतलेख  <b>HINDI ORAL -</b> शब्द सुमन ( दोहराई )	SUBTRACTION GAME  



UNIT - 4	SUBJECT	ACTIVITY
<p>MONTH MARCH</p>	<p><b>EVS</b></p> <p><b>Picture Book ( Page No : 46- 48 )</b></p> <p>27. Parts of Computer</p> <p>28. Professionals</p> <p><b>CONVERSATION</b></p> <p><b>Topic : DAYS OF THE WEEK</b></p> <p>Q1. How many days are there in a week?</p> <p>Ans. There are seven days in a week.</p> <p>Q2. Name the days of the week.</p> <p>Ans. Monday, Tuesday, Wednesday, Thursday, Friday, Saturday, Sunday</p> <p>Q3. Which is the first day of the week?</p> <p>Ans. Monday</p> <p>Q4. Which is the last day of the week?</p> <p>Ans. Sunday</p> <p>Q5. Which day comes after Monday?</p> <p>Ans. Tuesday</p> <p>Q6. Which day comes before Friday?</p> <p>Ans. Thursday</p> <p><b>ART &amp; CRAFT</b></p> <p><b>Art Creations ( Page No: 39- 40 )</b></p> <p><b>Creative Art Topics for Sketch Book</b></p> <p>❖ A VILLAGE SCENE</p> 	<p><b>Magic Machine Tour</b></p>  <p><b>Caterpillar Chain</b></p> 